




# Chcę samemu !








wychowanie, edukacja, pedagogika  
Montessori

Zestaw kart pracy:  
wiosna dla dzieci  
młodszych




# WIOSENNE CIENIE

Połącz obrazek z odpowiadającym mu cieniem,



# Znajdź i policz kwiatki



## Rozwiązanie



\_\_\_\_\_



\_\_\_\_\_



\_\_\_\_\_






\_\_\_\_\_

# WIOSENNE

# SZLACZKI




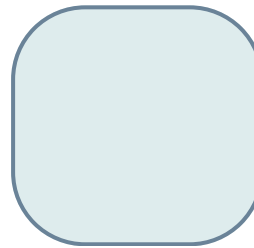
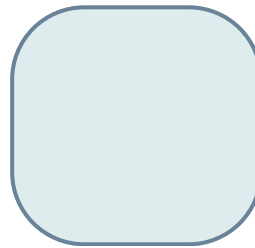
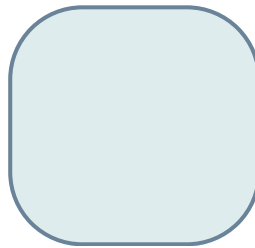





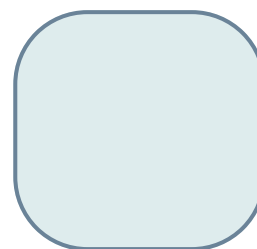



Popraw linie po śladzie.



# WIOSENNE SUDOKU




Wytnij obrazki. Wklej je w odpowiednie miejsce, tak, aby w pionie i poziomie nie powtarzały się te same obrazki.



# Zakodowana kolorowanka

Pokoloruj obrazek używając odpowiednich kolorów.



1. różowy 2. granatowy 3. żółty  
4. zielony 5. niebieski

# Sortowanie

Wytnij obrazki, a następnie posegreguj je na te, które kojarzą Ci z wiosną i na te, które kojarzą Ci się z zimą.

**zima**

**wiosna**



# Kolorowanka

